

# CREATE!

## YELLOWSTONE BUTTONS


Circles, squares, and triangles are the building blocks of all artists, from famous painters to beginners! What shapes do you see in nature?

1. Color and draw your favorite buttons.
2. Carefully use scissors to cut out the buttons. Ask an adult for help!
3. Cut out the paper ribbon and use a piece of tape to stick it to the back of your button.
4. Hook a safety pin onto the top of your design, then through where you want to pin the button, and then back through the other side of the button.
5. Enjoy! Share your creations with us @ynpforever.




THE OFFICIAL NONPROFIT PARTNER OF YELLOWSTONE NATIONAL PARK


YELLOWSTONE.ORG |



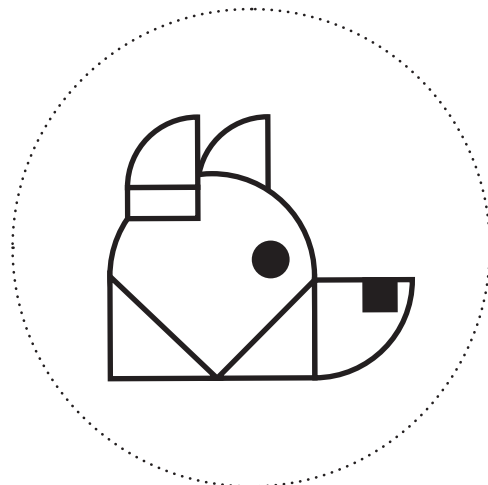
BLACK BEAR



ELK



BISON



WOLF



PAPER RIBBON

PAPER  
BUTTON  
FINISHED  
SAMPLE!



# CREATE!

## YELLOWSTONE BUTTONS

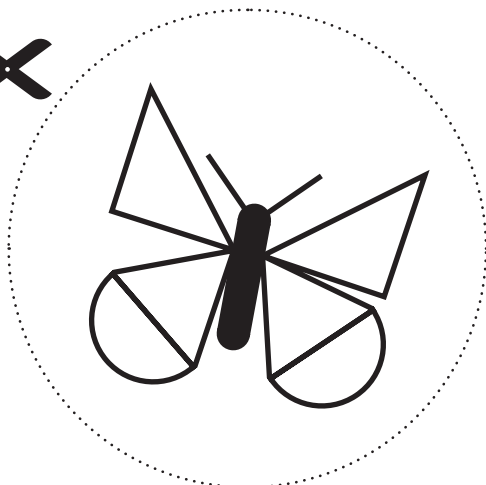
Circles, squares, and triangles are the building blocks of all artists, from famous painters to beginners! What shapes do you see in nature?

1. Color and draw your favorite buttons.
2. Carefully use scissors to cut out the buttons. Ask an adult for help!
3. Cut out the paper ribbon and use a piece of tape to stick it to the back of your button.
4. Hook a safety pin onto the top of your design, then through where you want to pin the button, and then back through the other side of the button.
5. Enjoy! Share your creations with us @ynpforever.




THE OFFICIAL NONPROFIT PARTNER OF YELLOWSTONE NATIONAL PARK


YELLOWSTONE.ORG |    



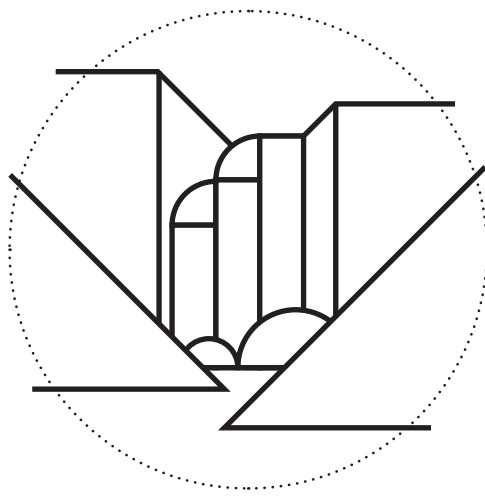
BUTTERFLY



OLD FAITHFUL



COLUMBINE FLOWER



LOWER FALLS



PAPER RIBBON

PAPER  
BUTTON  
FINISHED  
SAMPLE!

